



# Performance Bulletin – 210 Sea Runner ET



## Hewescraft® 210 Sea Runner ET

Test Date 10/21/12

Length	23'8"
Beam	96"
Dry Weight (Boat only)	2,300 lbs.
Maximum HP	225
Fuel Capacity	85 gallons
Weight as tested (Approximate)	3,886 lbs.

Note: Test weight includes 1/3 tank of fuel, 1 battery, safety & test Equipment

## Yamaha F200 XB

Horsepower	200 HP
Displacement	2.8 L
Dry Weight (engine)	489 lbs.
Gear Ratio	1.86
Mounting Height	#1

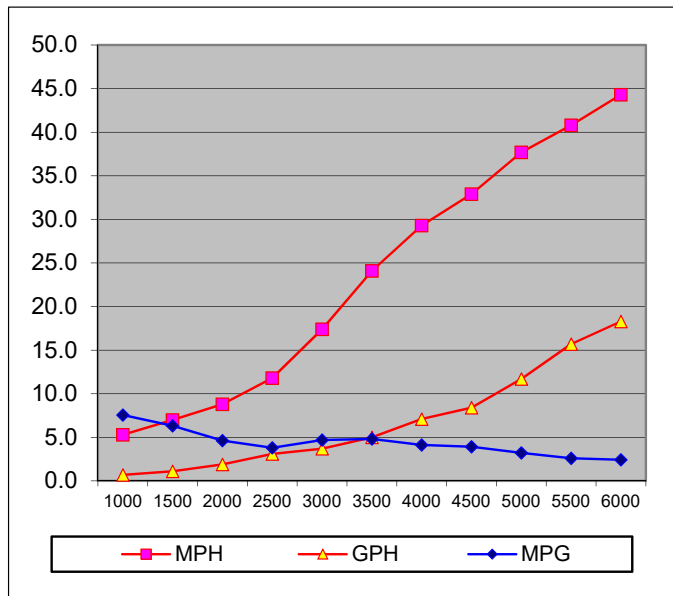
## Propellers

Material / Blades	Aluminum / 3 blade
Series	Reliance Series / SDS HUB
Diameter / Pitch	14 ¼ x 15
Yamaha Part #	68F-45970-10-00

RPM	MPH	GPH	MPG
1000	5.3	0.7	7.57
1500	7.0	1.1	6.32
2000	8.8	1.9	4.63
2500	11.8	3.1	3.81
3000	17.4	3.7	4.70
3500	24.1	5.0	4.82
4000	29.3	7.1	4.13
4500	32.9	8.4	3.92
5000	37.7	11.7	3.22
5500	40.8	15.7	2.60
6000	44.3	18.3	2.42

## Test Conditions

Number of People	2
Air Temperature (Fahrenheit)	65° F
Elevation (in feet above sea level)	1,275 ft.
Wind Velocity	0 – 5 mph



Time to plane: 4.44 Seconds      Acceleration 0-30 MPH: 6.80 Seconds

**Notice to Consumer:** The information and data contained in this Performance Bulletin is approximate and subject to many different factors and variables. It is provided as a guideline only and should not be relied upon as representative of actual performance. Your boat's performance may be different than the information contained in this Performance Bulletin due to various factors, including your boat's actual weight, wind and water conditions, temperature, humidity, elevation, bottom paint, boat options affecting wind/water drag and/or boat weight, and operator ability. Please confirm the specifications and performance data on your specific boat/engine combination with your dealer prior to purchase. Hewescraft reserves the right to change the specifications and performance data of this Performance Bulletin or engine without notice. This document contains valuable trademarks belonging to Hewescraft and other companies. Any references to other companies or their products are for identification purposes only, and are not intended to be an endorsement.



# Performance Bulletin – 210 Sea Runner ET HT



## Hewescraft® 210 Sea Runner ET HT

Test Date 8/21/14

Length	23'8"
Beam	96"
Dry Weight (Boat only)	2,850 lbs.
Maximum HP	225
Fuel Capacity	90 gallons
Weight as tested (Approximate)	4,451 lbs.

Note: Test weight includes 1/3 tank of fuel, 1 battery, safety & test equipment

## Yamaha F175 XA

Horsepower	175 HP
Displacement	2.8 L
Dry Weight (engine)	485 lbs.
Gear Ratio	1.86
Mounting Height	#2

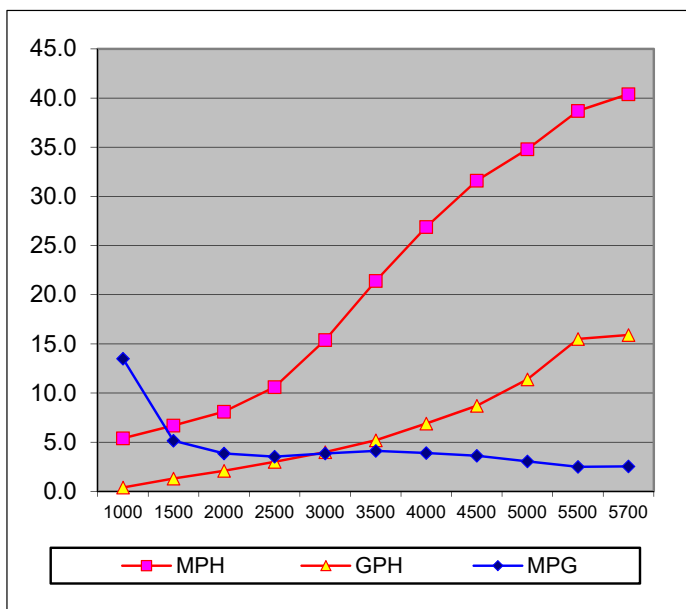
## Propellers

Material / Blades	Polished SS / 3 blade
Series	Reliance Series / SDS
Diameter / Pitch	14 1/2 x 15
Yamaha Part #	68F-45970-10-00

## Test Conditions

Number of People	2
Air Temperature (Fahrenheit)	71° F
Elevation (in feet above sea level)	1,760 ft.
Wind Velocity	0 - 5 mph

RPM	MPH	GPH	MPG
1000	5.4	0.4	13.5
1500	6.7	1.3	5.15
2000	8.1	2.1	3.86
2500	10.6	3.0	3.53
3000	15.4	4.0	3.85
3500	21.4	5.2	4.12
4000	26.9	6.9	3.90
4500	31.6	8.7	3.63
5000	34.8	11.4	3.05
5500	38.7	15.5	2.50
5700	40.4	15.9	2.54



**Notice to Consumer:** The information and data contained in this Performance Bulletin is approximate and subject to many different factors and variables. It is provided as a guideline only and should not be relied upon as representative of actual performance. Your boat's performance may be different than the information contained in this Performance Bulletin due to various factors, including your boat's actual weight, wind and water conditions, temperature, humidity, elevation, bottom paint, boat options affecting wind/water drag and/or boat weight, and operator ability. Please confirm the specifications and performance data on your specific boat/engine combination with your dealer prior to purchase. Hewescraft reserves the right to change the specifications and performance data of this Performance Bulletin or engine without notice. This document contains valuable trademarks belonging to Hewescraft and other companies. Any references to other companies or their products are for identification purposes only, and are not intended to be an endorsement.

Time to plane: 5.19 Seconds    Acceleration 0-30 MPH: 9.21 Seconds



# Performance Bulletin – 210 Sea Runner ET HT



## Hewescraft® 210 Sea Runner ET HT

Test Date 8/14/15

Length	23'8"
Beam	96"
Dry Weight (Boat only)	2800 lbs.
Maximum HP	225
Fuel Capacity	90 gallons
Weight as Tested (approximate)	4200 lbs.

Note: Test weight includes 65 gallons of fuel, 1 battery, safety & test Equipment

## Mercury 150XL Fourstroke

Horsepower	150 HP
Displacement	3.0L
Dry Weight (engine)	455 lbs.
Gear Ratio	1.92
Mounting Height	#1

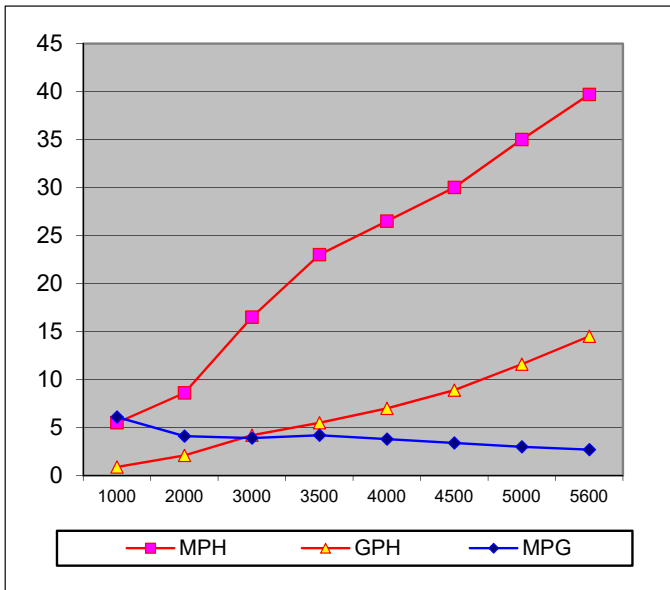
## Propellers

Material / Blades	SS / 3 blade
Series	Energia
Diameter / Pitch	15 x 15
Mercury Part #	48-898990

RPM	MPH	GPH	MPG
1000	5.5	0.9	6.1
2000	8.6	2.1	4.1
3000	16.5	4.2	3.9
3500	23	5.5	4.2
4000	26.5	7	3.8
4500	30	8.9	3.4
5000	35	11.6	3.0
5600	39.7	14.5	2.7

## Test Conditions

Number of People	2
Air / Water Temperature (Fahrenheit)	63° F
Elevation (in feet above sea level)	0 ft.
Wind Velocity	10 mph



Time to plane: 3 Seconds      Acceleration 0-20 MPH: 5 Seconds

**Notice to Consumer:** The information and data contained in this Performance Bulletin is approximate and subject to many different factors and variables. It is provided as a guideline only and should not be relied upon as representative of actual performance. Your boat's performance may be different than the information contained in this Performance Bulletin due to various factors, including your boat's actual weight, wind and water conditions, temperature, humidity, elevation, bottom paint, boat options affecting wind/water drag and/or boat weight, and operator ability. Please confirm the specifications and performance data on your specific boat/engine combination with your dealer prior to purchase. Mercury reserves the right to change the specifications and performance data of this Performance Bulletin or engine without notice. This document contains valuable trademarks belonging to Hewescraft and other companies. Any references to other companies or their products are for identification purposes only, and are not intended to be an endorsement.